

## Pieceful Pieces



Established 1991



### Halton Hills Quilters' Guild Newsletter 2017-2018

Mailing Address: P.O. Box 74064

Meeting Location:

260 Guelph Street  
Georgetown, On

Hillcrest United Church  
8958 Trafalgar Road, Halton Hills

We're on the Web: [www.hhqg.ca](http://www.hhqg.ca)

4th Monday of each Month at 7:00pm

### President's Message

Hi Everyone,

Halloween has come and gone, most of the leaves are down, yard work is wrapping up and now it's time to retreat to the sewing room. Christmas is around the corner and homemade presents don't make themselves!!!

I want to welcome all our new members and ask that our existing members help our new members feel welcome by taking the time to chat and show them around before the meeting and at the break. Thank you.

There are still a couple of people who haven't handed in their Raffle Ticket stubs and money. Please get them to me ASAP. The draw is Nov 27<sup>th</sup>, at 7:15pm. If anyone has a raffle ticket drum please bring it to the Nov meeting.

See you at the meeting.

Sue



### Your 2017 - 2018 Executive

President:	Sue Luque (905) 877-8602
Past President:	N/A
Vice President:	Judy Makinson (905) 877-4338
Treasurer:	Judy Mair (905) 450-680
Secretary/ Website Editor:	Sue Luque (905) 877-8602
Programs:	Marion Baidacoff (905) 702-1162
Membership:	Chris Hoover (289) 891-7978
Head Librarian:	Susan FitzGerald (905) 864-2036
Workshops:	Mary Merry (905) 878-6237
Community Outreach:	Donna Thompson (905) 877-0592
Publicity:	Sue Phillips (905) 878-7601
Newsletter Editor:	Sandra Castator (905) 838-2144

### Non-Executive Position

Hearts & Hugs:	June Ball (905) 873-2261
50/50 Draw:	Diane Evans
Photographer	Anne Balanyk
Snacks:	Sheila Barrington
Sew & Chat:	Carrie Latendresse

**Things to Bring to the Next Meeting**

**Nov 27.2017**

Raffle Tickets/Money

Name Tag

Coffee/Tea Cup

Show and Share

Library Books

Items for the Freebie Table

Fat Quarter Draw – Odds and Ends

Membership dues and Application

Patience, understanding, fellowship  
and a sense of humour.



**Membership**

The October meeting consisted of 37 members  
and 5 guests attending.

**Chris Hoover**



**Draw Winners**

**Library**

Theresa Jarvis  
Kay Trower

**50/50 Draw**

Pearl Sawden

**Fat Quarter Theme**

Irene Rushworth

**Membership**

Mary Merry  
Joan Lovegrove

Congratulations Ladies.

**Newsletter Deadline**

**Jan 6. 2018**

There will be no newsletter in December

Sandy





## Long Arm Quilting

Laura-Lynn Fulford  
127 Trafalgar Rd., Hillsburgh, On.  
Email: info@wesewit.ca  
Phone/Text: 416-937-5822  
<https://www.wesewit.ca>  
<https://www.youtube.com/c/wesewitCa>

## 2017 Program

November 27'17 - June Sanders  
(Straight Line Quilting)

Jane is a member of the Mississauga Quilt Guild who will talk about her adventures as a straight line quilter. She will also show us a few tools, tips and everyday things that she repurposes for quilting. It's pretty amusing and everyone will go away with at least a couple of ideas

Marian

## Workshops



There will be no workshops until the spring.

Mary

## Spring Retreat

With regards to the April retreat at the Creiff Hills Community, sad to say we were unable to meet the required number of participants. The Luke building minimum number of people is 16 and only 10 signed up to attend. If you would like, when I am there next week, I could book again for 2019, maybe March or April. Please let me know how you feel about this,

Judy

## November Treats

Jane Symmes  
Mary Dodd  
Marg O'Rourke  
Dodie Ryan



Sheila  
Barrington

## HHQG Newsletter Advertising

### Monthly fees:

¼ page AD for \$20, \$10 for members

Business card AD for \$10, \$5 for members

Your advertisement should be in a .jpeg or plain text format.

Wide backing  
Fabric

Precuts, Blenders,  
and Solids

Longarm  
Quilting Service

**Michelle Palermo**  
Phone: 416•244•2815  
[michelle@quiltedmemories.ca](mailto:michelle@quiltedmemories.ca)  
4319 Hartfield Grove, Mississauga, ON, L4W 2Y6  
[www.quiltedmemories.ca](http://www.quiltedmemories.ca)

**Open House**  
Oct. 6<sup>th</sup> & 7<sup>th</sup>



## **Hearts & Hugs**



A card was sent to Joyce Rawes to wish her well.

Please let me know if anyone needs a hug.

**June**  
905-873-2261  
junemaryball@gmail.com

## **Block of the Month**

Please find below the Block of the Month for November. It is called  
'I SPY NINE PATCH' See Attachent

Enjoy! **Marg Brown**



## **Outreach Projects**

On Oct 26 and Nov 2 I made deliveries to Hospice Wellington and Trinity Church. In total, twenty quilts were donated. Both recipients were very grateful for our generosity. They appreciated the time and work that went into each quilt we made.

I will have quite a few quilt kits (top, batting, backing and binding) ready for you to take home and assemble and quilt, to be returned at the January meeting all completed. Please be sure to get yours at the meeting.

If you have any ideas/suggestions of how we can increase our quilt inventory, or if you would like a pattern to sew a quick comfort quilt over the winter break. Please come see me.

This is the 2<sup>nd</sup> quilt that was donated to the Bruce Trail Association for their upcoming fund raising auction.



This is Rev. Cho from Trinity United Church in Acton holding one of the ten quilts that HHQG donated to the Church. He will deliver to parish members when necessary.



This is Velvet Longpre holding one of the ten quilts donated to Hospice Wellington house in Guelph.



**Donna Thompson**

## I Spy nine patch

*Inspired by overflowing bins of novelty fabrics.*

Choose nine bright and colourful fabrics with an image(s) that will be fun for a child to find. The 9 fabrics can focus on one colour family OR 5 dark and 4 light fabrics OR simply a selection of what is on hand. A focus square for the middle may be pleasing to the eye. Don't overthink it! Have fun.




Finished Block: 9 ½ inch (with outer seam allowances)

**Red**


From each of 9 bright novelty fabrics cut a 3 ½" x 3 ½" square. Fussy cut the square to showcase image.

**Block Assembly:** Use scant ¼ inch seams.

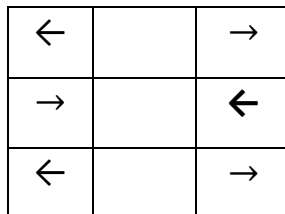
Rows 1 and 3: Stitch 3 squares together in a row. Press seam to outside.



Row 2: Same as above except Press seam to centre.



Stitch rows together matching seams. Press seams to outside and you're done!



**Blue**



**Selection on hand**



**5 dark 4 light**



**Marg Brown**  
**BOM Coordinator**  
**brownme@sympatico.ca**







# 2017 HHQG Quilt Show Challenge











2017  
Quilt Show  
winning Quilts

