



Established 1991

Halton Hills Quilters' Guild Newsletter

Feb 2021



Halton Hills Quilters Guild
P.O. Box 74064, 260 Guelph Street
Georgetown, Ontario, L7G 5L1
www.hhqg.ca

Meetings Held At:
Hillcrest United Church
8958 Trafalgar Rd., North of Steeles Ave., near Hornby
7pm - 4th Monday of the month Sept – June, except Dec

2020 – 2021 Executive

Co-Presidents: Flo Belford
905-876-0267
Marian Baidacoff
905-702-1162
Past President: Sue Luque
905 - 877-8602
Teresa Jarvis
289-878-7365
Vice President: Mary Dodd
905-542-0010
Treasurer: Judy Mair
905-450-6804
Secretary: Nancy Perreault
647-227-9190
Website: Sue Luque
Program: Irene Rushworth
416-371-2621
Membership: Barbara Sinclair
416-970-9424
Library: Sheilagh Yuschyshyn
647-449-7735
Workshops: Ida Jenkins
416-744-3874
Community Outreach: Vivian Desrochers
905-878-7964
Publicity: Joan Lovegrove
905-877-8032
Christina Martin
905-873-6614
Newsletter: Irene Rushworth

Non-Executive Positions

BOM: Mary Dodd
Irene Rushworth
Hearts & Hugs: June Ball
50/50 Draw: N/A
Photographer: Marian Baidacoff
Snacks: Joy Schmidt
Maryann Ellwood
Facebook: Marg Newey
Postcard: Sue Luque
Exchange:

President's Message

Are you all getting tired of winter and looking forward to brighter days?
Why not pull out some brightly coloured fabric and start working on the President's Challenge?

It can be any size, any medium, as long as it is quilted. We have included a few photo examples for Irene to sprinkle throughout the newsletter - these are just for inspiration, anything goes, use your imagination!



*If you really want to "Be a Rainbow in Someone Else's Cloud", consider making a wheelchair lap quilt. Maximum size is 36" square and flannel is a great backing as it doesn't slide off.
(If you need a flannel back, contact Marian)

Here's to longer days ahead - more daylight for sewing!

Go with the Flo and Marian....

Program - Irene Rushworth

Please welcome our
February speaker:
Krista Hennebury



poppyprint

by Krista Hennebury



Hi there! I'm a geologist by training but quilter by choice.
I live, sew, walk, bake, take photos and love life in beautiful
British Columbia, Canada.

Website: <http://poppyprintcreates.blogspot.com/>

Email me: poppyprintcreates@gmail.com

Instagram: <http://poppyprintcreates.blogspot.com/>

Presentation name: "The Search for Signature Style"

As a traditionally-informed modern quilter, Krista has explored many different styles and techniques since she began quilting in 2000. In this photo-rich presentation, Krista shares simple yet effective strategies that have worked for her in the search for a unique creative voice while remaining connected to myriad inspiration sources like print and social media, quilt shows, conferences, local quilts shops and guilds.



Newsletter Deadline

Mar 4, 2021

Thanks, Irene

TRIANGLE Sewing Centre

SALES & SERVICE

386 WOOLWICH STREET GUELPH, ONTARIO N1H 8L2
519-822-9910
FAX 519-822-3145 **Nancy Caravaggio**

Newsletter Advertising

Monthly Fees:

Business card AD for \$10, \$5 for members
¼ page AD for \$20, \$10 for members
½ page AD for \$40.00, \$20 for members
Full page AD for \$75.00, \$35 for members

DROP BY THE STORE,
OR GIVE US A CALL.
WE'LL HELP YOU
FIND WHAT YOU'RE
LOOKING FOR!

OR VISIT OUR
ONLINE STORE AND
SHOP 24/7!

WE SELL BATTING
BY THE ROLL
AT 25% OFF



1 Dufferin Street, Cookstown, Ontario L0L 1L0
705-458-4546 | info@countryconcessions.com
WWW.COUNTRYCONCESSIONS.COM
FACEBOOK: COUNTRYCONCESSIONSCOOKSTOWN



Store Relocating!

From 1 Dufferin St. to 35 King St. N Cookstown



honeybee quilt studio
Burlington, Ontario

Computerized E2E Longarm Quilting
by Sylvia Lamothe

Quick turnaround and 15% off your first quilt!

honeybeequiltstudio.ca

Contact us: honeybeequiltstudio@gmail.com

Post Card Exchange 2020-2021 - Sue Luque

We have 9 people participating in the
exchange this year !

Inspiration by: Sue Luque!!!



Workshops - Ida Jenkins & Sue Phillips

Are you excited??!!!

The next workshop is just
around the corner!!!!

We have 20 people registered and
it is going to be our first
'Virtual workshop'!!!!

The name of the pattern is called
"Daybreak"
by Cozy Quilt Designs



Class to be taught by Ida Jenkins

quilting4pleasure@gmail.com

Virtual Zoom meeting on Feb 20th.

Class time: 10:00 am – 3:00 pm

Watch for your Zoom Invitation!!!!

For those who are signed up, check out the email Ida sent to us to get prepared for the workshop. At this writing, the patterns have not yet arrived, so the instructions on the email will be important for you!

We will be making a baby size for the workshop, but if you like it, the pattern provides instructions, for making sizes all the way up to king size.

Hearts & Hugs - June Ball

I do hope everyone is keeping well.
Please let me know if anyone needs a hug.



905-873-2261

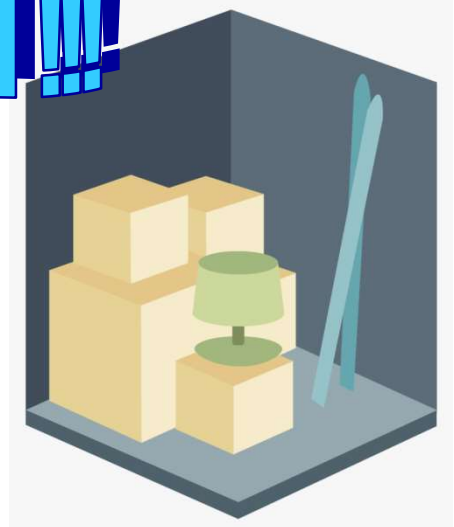
jungmargball@gmail.com

~~Storage Space Needed~~!!!

Well ladies! It looks like the Guild needs to look for a new location to store our guild supplies! This includes the library, quilt show supplies and kitchen supplies. Ideally the space would be about 8' x 8' in size.

If you, or someone you know has a dry accessible space that might fit our needs, or can source an economical storage space, please let the executive know.

Thanks so much for your consideration!



HHQG Co-President's Challenge 2020/2021

Be the Rainbow in Somebody's Cloud



Easy rules! Make a quilted object, any size, any media, to reflect the theme.

Photographs of entries should be emailed to Flo Belford by May 30th, 2021.

Entries will be revealed at the May 31st, 2021 guild meeting.

Prizes will randomly be awarded by draw to 2 participants.

See some of the pictures throughout the newsletter for inspiration!!!

Quilting and Sewing – Tips and Tricks



Most quilters can't bear to part with scraps of favorite fabrics and tend to keep them in little bins and boxes for future use.

CRUMB QUILTING: WHAT'S IT ALL ABOUT?

QUILTsocial
EAT, SLEEP, QUILT, REPEAT!



Crumb quilting, although not a new idea, is enjoying a resurgence now as we try to use up all those bits of fabric we've been saving. Basically, it's sewing small pieces of fabric together to make new fabric which can be cut up to make blocks, borders, sashing and more!

https://quiltsocial.com/crumb-quilting-whats-it-all-about/?utm_medium=social&utm_source=pinterest&utm_campaign=tailwind_smartloop&utm_content=smartloop&utm_term=53371316

I know that I am not alone, when I look in my scrap bins and see so many weency little pieces! What was I thinking I would actually do with them!!! Well, watch the video in the link above and you will be pleasantly surprised just how creative you can be!



 Confessions of a...

Fabric Addict!

Yes - I have a LOT of fabric!

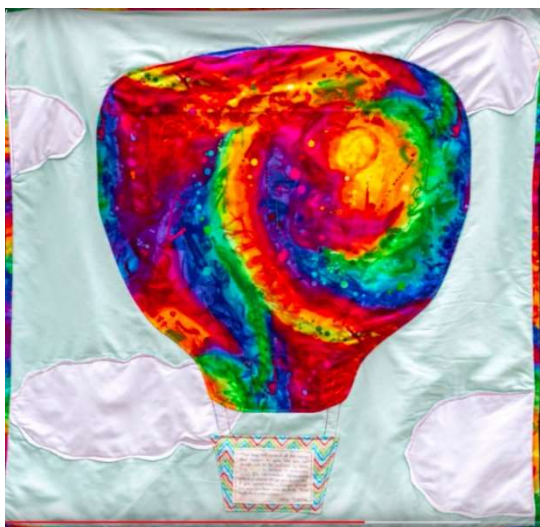
No - That doesn't stop me buying more...

Yes - I have fabric that is just TOO yummy to cut up!

Yes - I LOVE my stash! ☒

Yes ... Ooo that fabric is pretty...NEED!

Time to 'fess up & sign your name below...



Oh Look, Fabric!

Modern Fabric ▸ Workshops ▸ Handmade Gifts

Andrea DiMaso
Owner

221 Main St. E., Milton, ON L9T 1N9

Website: ohlookfabric.com

Email: ohlookfabric@yahoo.com

Cell: 905-691-7765

   @ohlookfabric



Treasury Report – Judy Mair

All is quiet on the treasury front!!!



Community Outreach Coordinator - Vivian Derochers

Since we have some new members, thought it would be a good reminder to share the Quilts of Valor program that our guild participates in!

The quilt of valour blocks will be put together by me and then presented to the Birkdale quilting group that I and other members of our guild belong to. We haven't gotten together since COVID-19 but once we do, the quilt will be hand quilted by this group and sent to a wounded veteran.



Quilts of Valour - Canada Society

Supporting our injured Canadian Armed Forces members, past and present, with quilts of comfort.

Offrant un soutien à nos membres blessés, passés et actuels, des Forces armées canadiennes, avec des courtépintes de réconfort.

"Supporting Injured Canadian Armed Forces members, past and present, with quilts of comfort"

***QUILTS OF VALOR Block
Instructions are attached to the email. This is a great place to use your red scraps from the 'Canada' fabric collection!!***



Community Outreach

quilting4pleasure

Ida Jenkins
647-567-3874

quilting4pleasure@gmail.com
68 Guernsey Drive

2020 – 2021 Block of the Month!
Mary Dodd & Irene Rushworth



So how are your **Block of the Month** creations coming along?!

Block of the Month installments this Month:

Four Patch Block 8 & 9
and House Block #6



You can still join the fun; just let us know and we can add you to the list!!



Your Quilts Done
LONGARM QUILTING SERVICE

Your best work deserves a great finish!

Custom and Edge to Edge quilting

30% off your first quilt

Free return shipping in Canada

Quick turnaround times

Local sunroom drop-off/pick up available

519-741-4882


www.yourquiltsdone.com

45 Bock Street, New Dundee, ON













Christina Martin is taking on the responsibility of organizing the Show and Share part of the Guild Meeting! Please send your pictures directly to Christina by the Sunday before the monthly meeting at: christinalouise@hotmail.ca

..... THANK YOU CHRISTINA!!!



*In My Sewing Room
thou shalt not...*

-  . ask when it will be finished
-  . cut anything with my fabric scissors
-  . request that I hem your pants
-  . speak to me when I have seam ripper in hand
-  . tell me I have too much fabric
-  . push buttons on my sewing machine
-  . bring me your clothes to iron
-  . pull on any loose threads
-  . wonder aloud why I'm still in my pajamas
-  . come looking for food-this is not the kitchen



Gina Uncao | 416-723-6312
gina@owlbesewing.ca

Owl Be Sewing
2-118 Inspire Blvd
Brampton Ontario
L6R 3X8
Canada

www.owlbesewing.ca
facebook.com/OwlBeSewing



What's Your Quilting Designer Name?

What's the First Letter of Your First Name?

A Wonky	J Enchanted	S Romantic
B Modern	K Bright	T Strippy
C Fluffy	L Lovely	U Happy
D Itty-Bitty	M Grumpy	V Charming
E Precious	N Fashionable	W Manic
F Magical	O Warm	X Hysterical
G Scrappy	P Snuggly	Y Glorious
H Hygge	Q Cheerful	Z Mystical
I Vintage	R Crazy	

What Month Were You Born?

January	Needle	July	Scissors
February	Sewing Machine	August	Rotary Cutter
March	Jelly Roll	September	Jelly Roll
April	Stashbuster	October	Bobbins
May	Thread	November	Block
June	Half-Square Triangle	December	Precut



CANADA'S NATIONAL QUILT EVENT

Where Quilters Meet

JUNE 16 to 19, 2021

International Centre

6900 Airport Road, Toronto ON

Show Hall Hours:

June 16, 17 and 18: 9:30am to 6:00pm

June 19: 9:30am to 4:00pm

<https://canadianquilter.com/registration/>


National Juried Show

CALL FOR ENTRY


The next National Juried Show (NJS) show will take place at Quilt Canada 2021, June 16 to 19, 2021 at the International Centre, Mississauga ON.

Entries for the 2021 NJS will be accepted commencing **December 1, 2020** and will close as of **February 26, 2021** at 12:00 pm (noon)

<https://canadianquilter.com/2021-national-juried-show-call-for-entry/>



Jan 2021 Guest Speaker Shelly Bortolotto
- Photos by Marian Baidacoff



From this...



The 28 day
challenge



to this!

[How to create the Ultimate Sewing Room](#)

*Creating the vision:
Set your stash motto*

Your stash motto is your best tool to keep you focused on what you want to create, and how it makes you feel.

C – circumstance

T – thought - your stash motto goes here

F - feeling

A - action

R – result

Everything tucked away



Or creative inspiration?

Scrap storage



*Creating the vision:
The big picture plan*

Some tools to help you see your big picture.

- Appearance or function: what excites you more?
- Appearance and the look: collect swatches, colors, theme board, style
- The functionality: list stations, start visualizing the best place for each
- Test Your Flow to find areas to improve – on the Sew Spacious Blog
- Removing vs adding – choose space
- Don't stay here too long though. Get to action!

What you should NOT be organizing

Some tough love: you'll know if it applies to you. Do you have too much stuff?

You have to make choices about what stays and lives in your sewing room. Here are a few questions to know if anything in your room should get the flick

- Is it current/in fashion/in your style?
- Is it safe to use and not decaying?
- Do you not want it, but feel guilty about tossing/donating it?

The big one: Is it totally unrelated to your sewing?

- Can you take it out of the room, donate to a charity, give it back to the owner or just plain of toss it out?

[How to create the Ultimate Sewing Room](#)

Here is a link to Shelly's Facebook page:
www.facebook.com/SewSpacious

Jan 2021 Show and Share
- Photos by Marian Baidacoff



By: Anne B



By: Mary Dodd



By: Joan Lovegrove



By: Kristie Marsala



By: Flo Belford



By: Lindsay Dunlop



By: Nancy Corbett